

Dill Air Controls Products, LLC

We are a part of **your life**, everyday! And working everyday to **make it better**.



Tradition. . . Pride. . . Experience. . . Quality. . . Innovation

Quality Product Since 1909

Dill Air Controls Products, LLC

Table of Contents

Tire Pressure Monitoring System (TPMS) . . .	1A-1B
Snap-In Tire Valves.	2
Truck Valves	3 - 4
Clamp-In Valves	5
Clamp-In Valves Replacement/Super Large Bore . .	6
Standard & Large Bore Valves.	7
Large Bore Swivel Valves	8
Large Bore Service Tools.	9
Standard Bore Service Tools.	10
Valve Extensions.	11
Valve Caps	12
Valve Cores.	13
Valve Core Application Guide.	14
Air Gauges.	15
Truck Service Gauges.	16
Air Chucks	17-18
Couplers.	19
Nipples.	20
Aircraft Gauges.	21
Aircraft Accessories.	22
Aircraft Valves.	23
Tank Valves.	24
Product Cross Reference Chart	25 - 27



Quality Policy

"It is the policy of **Dill Air Controls Products** to meet or exceed **Internal** and **External Customer Expectations** by providing superior **Products and Services**.

We do this by focusing on **Customer-led Quality Objectives** and continually improving **The Quality Management System.**"

Tire Pressure Monitoring System (TPMS)



Dill P/N
1051



Dill P/N
1053



Dill P/N
1057



Dill P/N
9001

Dill #	Sensors Assemblies
1027	Lear BMW Sensor
1028	Lear Hyundai Sensor
1046	Siemens Jaguar XK (433.9 MHz) Jaguar XJ (433 MHz) Range Rover LR3, Range Rover Sport (433.9 MHz)
1048	Banded Sensor for Ford, Lincoln, & Mazda
1049	Siemens 433 MHz Mercedes Sensor
1051	Siemens Model Year 2005-06 Chrysler, Dodge, Jeep Sensor
1052	Siemens Model Year 2004 Chrysler Sensor
1053	Siemens Volkswagen Sensor
1054	Siemens Mercedes-Benz Sensor
1055	Siemens Land Rover/Jaguar Sensor
1056	Siemens Mazda Sensor
1057	Entire Acura, Honda Sensor
1058	Entire Hyundai, Kia Sensor
1059	Entire Honda Sensor
9001	Beru Audi, Ferrari, Mercedes, Phaeton, Porsche, & Volkswagen
9002	Beru BMW Sensor
9003	Beru Land Rover L3 Sensor
9005	Beru Porsche Cayenne, Volkswagen Touareg Sensor
9007	Beru Audi Sensor

Banded TPMS

Dill #	Banded Sensor Components
5105	Band Package: 1194 band, 1025 cradle 1026 clip, 1048 sensor (1 of each)
1025	Metal replacement cradle
1026	Plastic replacement clip
1194	Universal replacement band fits rims 14-26"

1048 Sensor



1025 Cradle



1026 Clip



1194 Band



6100 Kit

Wall Unit



(Call for your customized TPMS solution)

Tire Pressure Monitoring System (TPMS)



Accessory kits consist of components to support various makes and models.



Replacement Components	
100-TP	TPMS Valve Core
630-N	TPMS Valve Cap



Dill P/N
1040K

Dill #	Replacement Component Kits
1030K	Kit for Volkswagen
1050K	Kit for Buick, Chrysler, Dodge, Jeep, Mazda, Mitsubishi, Pontiac, & Saturn
1060K	Kit for Ford, Lincoln, Mercury
1070K	Kit for GMC, Cadillac, & Chevrolet
1080K	Kit for Dodge, Chrysler, Infiniti, Jeep, & Nissan
1090K	Kit for Audi, BMW, & Mercedes
1100K	Kit for Toyota & Lexus
1110K	Kit for Toyota
1120K	Kit for Lexus
1130K	Kit for Infiniti & Nissan
2000K	Kit for Acura, Honda, Hyundai, and Kia
2010K	Kit for Volvo
2020K	Kit for Early 2007 GM
2030K	Kit for Dodge, Chrysler, & Jeep
VS-925A	Anodized aluminum clamp-in replacement valve for GM sensors with rubber valve.
VS-925C	Chrome plated clamp-in replacement valve for GM sensors with rubber valve.

Dill #	Replacement Valves (No Sensor)
1040K	Siemens Valve for Mercedes-Benz
1092	Beru Valve 43mm (No Mark)
1093	Beru Valve 48mm (Marked Green)
1094	Beru Valve 49mm (Marked Black)
1095	Beru Valve 51mm (Marked Orange)
1096	Entire short metal valve for Honda, Hyundai & Kia
1097	Entire long metal valve for Honda, Hyundai & Kia




Dill P/N
VS-925A



Dill P/N
VS-925C

Torque Wrenches



Mitchell Manual



Dill Part Number: 5414
Torque Screwdriver
Valve Core Driver With
Preset Torque To
Tire & Rim Standards



Dill Part Number: 5102
Torque Wrench
Micrometer Torque Wrench
0-200 in-lbs For TPMS
Hex Nuts (Made In USA)

(Call for more information on our latest Kits, Sensors and Tools!)

Tubeless Snap-in Tire Valves

Application: Tire valves for passenger car, trailer, light truck, industrial utility, motorcycle, and garden tractor vehicles.

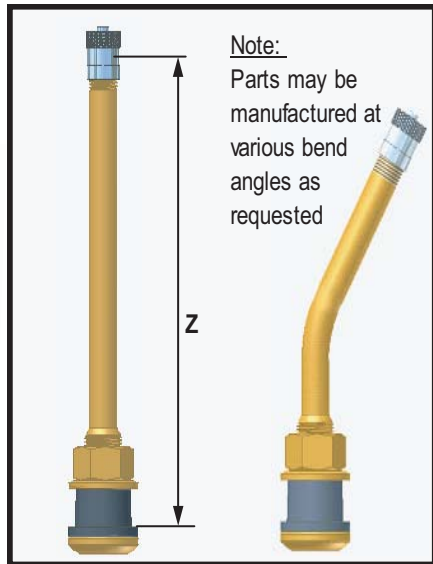
Dill USA #	Dill ACP#	TR#	DESCRIPTION	EFF LENGTH (A)	VALVE HOLE
T-12-R	T-12-WZ	412	65 psi max. cold inflation pressure	0.88"	0.453"
T-13-R	T-13-WZ	413	65 psi max. cold inflation pressure	1.25"	0.453"
T-14-R	T-14-WZ	414	65 psi max. cold inflation pressure	1.50"	0.453"
T-15-R	T-15-WZ	415	65 psi max. cold inflation pressure	1.25"	0.625"
T-18-R	T-18-WZ	418	65 psi max. cold inflation pressure	2.00"	0.453"
T-23-R	T-23-WZ	423	65 psi max. cold inflation pressure	2.50"	0.453"
T-25-R	T-25-WZ	425	65 psi max. cold inflation pressure	2.00"	0.625"
E-600-D	E-600-WZ	600HP	80 psi max. cold inflation pressure	1.27"	0.453"
T-12-S	T-12-WZS	412	Chrome Sleeve TR-412 Valve	0.88"	0.453"
T-13-S	T-13-WZS	413	Chrome Sleeve TR-413 Valve	1.25"	0.453"
T-14-S	T-14-WZS	414	Chrome Sleeve TR-414 Valve	1.50"	0.453"
T-18-S	T-18-WZS	418	Chrome Sleeve TR-418 Valve	2.00"	0.453"
T-23-S	T-23-WZS	423	Chrome Sleeve TR-423 Valve	2.50"	0.453"
E-600-S	E-600-WZS	600HP	Chrome Sleeve TR-600HP Valve	1.27"	0.453"
	801-HP	801HP	80 psi max. cold inflation pressure	1.31"	0.625"

* Recommended max. rim thickness at valve hole for 65 psi inflation pressure snap-in valves is 0.156". For 80 psi snap-ins, max. rim thickness is 0.205".



Clamp-In Valves

(For 0.625" Valve Hole)





Truck Valves


Dill #	TR #	Effective Length Z
VS-570R	570	3.13"
VS-570-WZA	570	3.13"
VS-571R	571	3.38"
VS-571-WZA	571	3.38"
VS-572R	572	3.75"
VS-572-WZA	572	3.75"
VS-573R	573	4.38"
VS-573-WZA	573	4.38"
VS-574R	573	4.38"
VS-574WZA	573	4.38"
TR-575	575	1.13"
VS-903R	575	1.13"
VS-1223R	-	1.00"
VS-1223-WZ	-	1.00"


High Performance Valves for Specialty Wheels


(Pressure Rated To 200 PSI)


VS-944DW	
<ul style="list-style-type: none"> *Dill ACP *Nickel low profile valve *Sealing valve cap *0.453 *0.750" effective length 	

VS-944R	
<ul style="list-style-type: none"> *Dill USA *Chrome low profile valve *Sealing valve cap *0.453" valve hole *0.750" effective length 	

VS-945	
<ul style="list-style-type: none"> * Chrome low profile valve * Sealing valve cap * 0.625" valve hole * 0.750" effective length 	

VS-911	
<ul style="list-style-type: none"> *Design to fit unusual valve hole location of late model Toronado and Eldorado *0.453" valve hole 	

TR-416	
<ul style="list-style-type: none"> *Dill ACP *Nickel profile valve *Sealing valve cap *1.44" effective length *2 Grommets for 0.453" & 0.625" valve holes 	

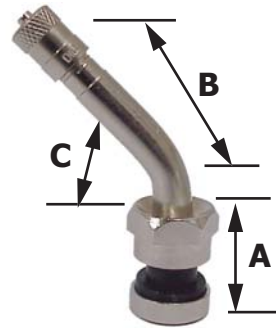
VS-902CR	
<ul style="list-style-type: none"> *Dill USA *Nickel low profile valve *Sealing valve cap *1.44" effective length *2 Grommets for 0.453" & 0.625" valve holes 	

VS-550 Series: Used on some new Alcoa wheel applications



Parts designed with screwdriver slot for easy installation.


Recommended installation torque 45in-lbs





VS-553-C


Dill #	TR #	"A"	"B"	"C"	Pack Qty
VS-552	552	1.26	-	-	10
VS-553	553	2.31	-	-	10
VS-553-C	553-C	0.93	1.38	45°	10
VS-553-E	553-E	0.98	1.38	75°	10
VS-554-D	554-D	0.98	1.94	60°	10
VS-555-D	555-D	0.98	2.6	60°	10
VS-555-E	555-E	0.98	2.6	75°	10

High Performance Valves for Specialty Wheels (Pressure Rated to 200psi)

VS-902-W	
<ul style="list-style-type: none"> *Chrome low profile valve *Sealing valve cap *0.453" valve hole *1.44" effective length 	

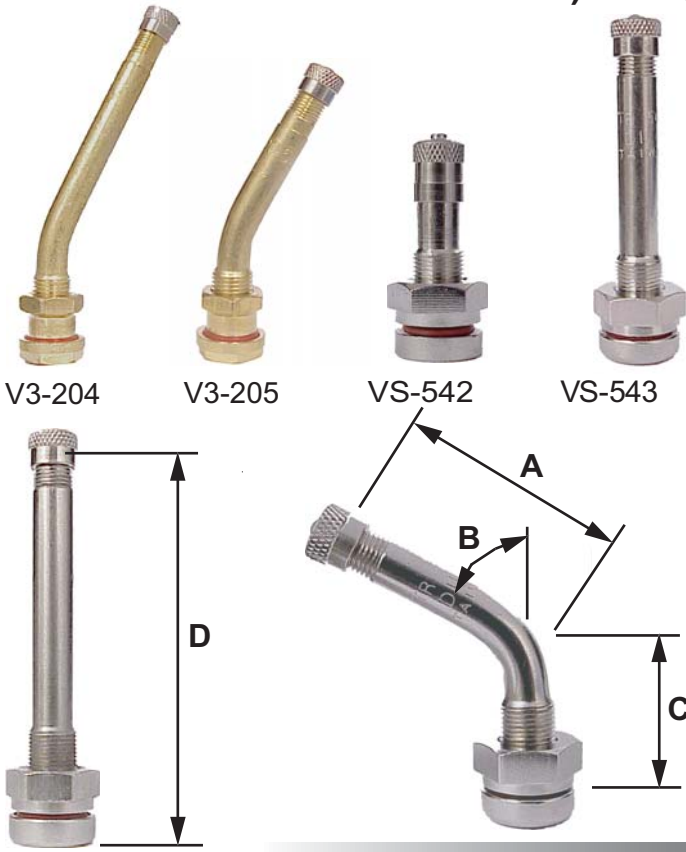
VS-902-WP	
<ul style="list-style-type: none"> *Sealing plated extension *0.453 valve hole *1.94" effective length *6541-N sealing valve *Sealing chrome valve cap 	

VS-962C	
<ul style="list-style-type: none"> *Ford F-Series Trucks with inner dual wheels *Sealing metal cap *0.453 valve hole 	

VS-902K	
<ul style="list-style-type: none"> *Ford F-Series Trucks with outer steel wheels *Sealing metal extension *0.453 valve hole *1.94" effective length 	

(For 9.7mm Valve Hole)

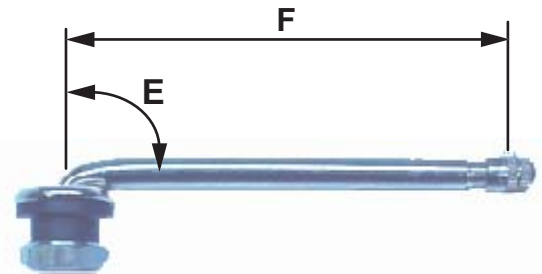
O-Ring Clamp-In Valves



Dill #	TR #	A	B	C	D
V3-204	-	2.38	27°	1.19	-
V3-205	-	1.56	27°	1.19	-
V3-206	-	3.35		0.98	-
V3-207	-	1.97		0.99	-
VS-542	542	-	-	-	1.47
VS-543	543	-	-	-	2.52
VS-543C	543C	1.38	45°	0.93	
VS-543D	543D	1.38	60°	0.98	
VS-543E	543E	1.38	75°	0.98	
VS-544	544	-	-	-	3.07
VS-544D	544D	1.94	60°	0.98	
VS-544E	-	-	-	-	2.52
VS-545B	-	2.20	26°	1.38	-
VS-545C	-	2.60	36°	0.98	-
VS-545D	545D	2.60	60°	0.98	-
VS-545E	545E	2.60	75°	0.98	-
VS-546B	-	3.35	26°	0.98	-
VS-546D	546D	3.36	60°	0.98	-
VS-546E	546E	3.37	75°	0.98	-
VS-546G	-	3.38	36°	0.98	-
VS-546-G-36	546-36	3.35	36°	0.98	-
VS-547D	-	3.78	60°	0.98	-
VS-551	-	1.6	26°	1.6	-
VS-1229	-	2.40	27°	0.98	-

VS-544

Heavy Truck & Commercial Vehicle Tire Valves



Dill #	TR #	Valve Hole	Angle E	Length F
VS-943	-	0.625"	21°	1.00"
SK-2924	-	1/8" NPT	-	1.62"
VS-902VL	-	0.625X0.875"	-	-

Dill #	TR #	Valve Hole	Angle E	Length F
VS-879-RW	510	0.625"	90°	5.50"
VS-946-RW	509	0.625"	90°	4.75"
VS-949-RW	511	0.625"	90°	4.25"

VS-1218 Motorcycle Valve

- * TR 430
- * O-ring seal
- * 0.327" valve hole
- * 1.18" effective length



VS-954 Motorcycle Valve

- * TR 435
- * Nickel plated
- * 0.453" valve hole
- * 1.29 effective length



Clamp-in valve replacement parts



226B
Hex nut for VS-902CR and VS-954R valves



227
Hex nut for VS-1218R Valve



462
Grommet for truck valves



462G
Green grommet



462F
Red grommet



463
Metal washer for clamp-in valves.



537
Grommet for .453 dia. valve hole



575A
O-ring seal for Aloca wheel valves



993A
Hex nut for Aloca wheel valves with O-ring seals

Super large bore valves are designed to allow significantly greater airflow than then large bore valves. Super large bore systems allow for quicker and easier inflation/deflation of large vehicles and tire sizes. Off-road applications include mining, construction, and forestry equipment, as well as tractors and farm implementations.

Super Large Bore Valve



CH8



SP8B



CH16



HN80

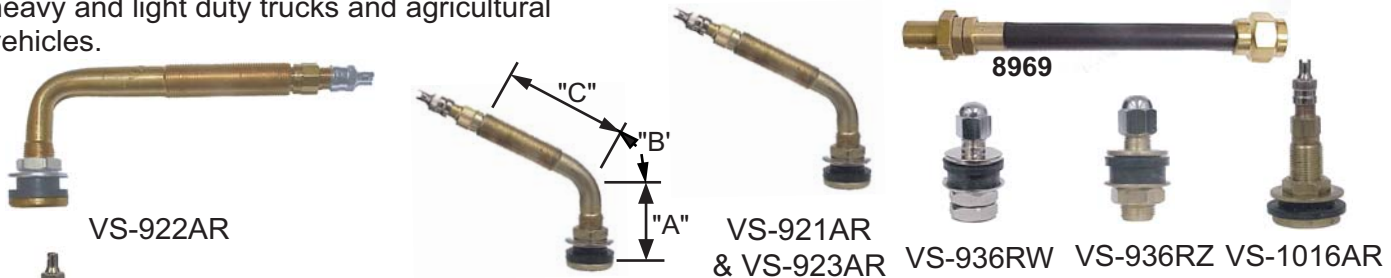


VS-1065

Dill #	Type	Features
CH8	Core housing	Used with large and super large bore studs - utilizes an o-ring seal
SP8B	Clamp-in spud	For 0.812 valve hole. Tire must be dismantled from the rim for assembly. Spud is securely tighten into the valve hole with a hex nut.
CH16	Core housing	Liquid filling
HN80	Hex nut	0.687-24 super large bore valve threads
VS-1065	Valve assembly	1.063-12 super large bore valve threads, Caterpillar. O-ring seal

Standard & large bore valves are designed to provide fast and convenient inflation and deflation of various tire sizes. Typical applications include off-highway vehicles, heavy and light duty trucks and agricultural vehicles.

Standard & Large Bore Valves - Off Road Vehicles



Dill #	TR #	Height "A"	Bend "B"	Length "C"	Valve Hole	Part Information
VS-714AR	618A	1.88	-	-	0.62	Air/liquid valve (Made in USA)
VS-714-WZA	618A	1.88	-	2.97		Octagon core housing and screwdriver cap
VS-714-WZD	618A	1.88	-	4.53		Knurled core housing and dome cap
VS-714-P	618A	1.88	-	2.25		Snap-in type air/liquid valve
VS-921AR	621A	-	65°	-	-	Liquid filler valve
VS-922AR	622A	-	90°	-	-	Liquid filler valve, use extension 301A
VS-923AR	623A	-	65°	-	-	Liquid filler valve, use extension 302A
VS-936RW	-	0.56	-	-	.453/.625	Minimum protrusion above rim hole Haltec cross-reference 6008C.
VS-936RZ	-	0.56	-	-	.453/.625	Minimum protrusion above rim hole Haltec cross-reference 6008.
VS-1016AR	619A	1.88	-	-	0.81	Air/liquid valve, removable 6489A

Replacement Parts




Replacement Components

Dill #	Description	TR #	Part Information
265	Hex Nut	HN15	.94 Hex size
301A	Extension	-	90° bend for tube valve application
302A	Extension	-	80° bend for tube valve application
447	Rubber Grommet	RG7	For Tubeless VS-714AR air/liquid valves, fits 0.62 inch rim hole, EPDM
452	Rubber O-ring	RG-67	For 6489A core housing, VS-714, Nitrile
454	Rubber Grommet	RG22	For VS-977 spud, EPDM
457	Rubber O-ring	RG-66	For swivel valve, Nitrile
459	Rubber Grommet	RG-16	for planetary gear valves, EPDM
VS-977	Valve Spud	SP2	0.81 inch valve hole
VS-977P	Rim Hole Plug	-	Plug seal for 0.81 valve hole
6489	Core Housing	CH1	Fits old style TR 218, TR220 valves USA core housing.
6489A	Core Housing	CH3	Standard bore, o-ring seal, Octagon design (knurl also available) USA core housing
CH-3D	Core Housing	CH3	Dill ACP knurled core housing with dome cap
8807	Adapter	AD1	Reduce large bore threads to standard bore. Fits .305.32 valve core thread.
9061	Adapter	AD1	.485.26 threads fit large bore valve to convert to standard bore

Large Bore Swivel Valves

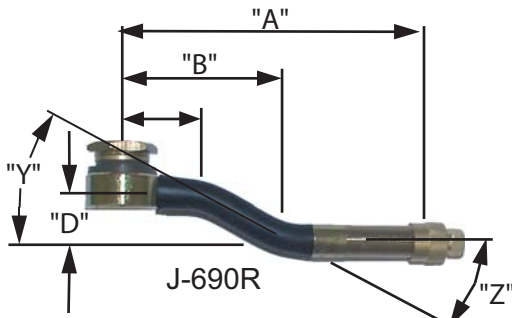
Bundyweld valve stems simplify valve servicing. Protected with neoprene covering, they are easy to mount. Adjustable to any direction and have an o-ring seal. Interchangeable for either tube or tubeless applications.

Large Bore Swivel Valve Stems



Dill #	TR #	Haltec #	Height "A"	Length "B"	Bend "C"
J-650R	J-650	WH-300J1650	1.08	3.12	80°
J-651R	J-651	WH-46J651	1.27	4.69	90°
J-652R	J-652	WH-46J652	1.08	5.50	86°
J-653R	J-653	WH-300J653	1.08	2.50	80°
J-654R	J-654	WH-49J654	1.08	3.12	60°
J-655R	J-655	WH-48J655	1.08	3.12	74°
J-656R	J-656	WH-59J656	2.62	3.69	90°
J-657R	J-657	WH-300J657	1.08	4.00	80°
J-658R	J-658	WH-300K658	1.08	5.50	80°
J-669R	J-669	WH-300J669	1.08	2.50	90°

Turret style non-swivel valves designed to meet special requirements of integral wheel construction, providing the lowest protrusion above the rim surface for maximum drum clearance



Large Bore Planetary Gear Wheel Valves

Dill #	TR #	Haltec #	"A"	"B"	"C"	"D"	"Y"	"Z"
J-690R	J-690	WH-300J690	4.69	2.31	1.25	0.56	28°	28°
J-691R	J-691	WH-330J691	3.31	-	0.62	-	18°	-
J-692R	J-692	WH-330J692	4.69	2.31	1.25	0.56	18°	28°
J-693R	J-693	WH-330J693	5.00	1.69	0.88	0.81	45°	45°



J-691R

J-670R
Tire & Rim Number: J670
Large Bore Threaded Valve



0.482-26 Thread
0.50-20 NF-2 Thread
1.62 Valve Height without Valve Cap

O-ring seal, for single drive wheels.

Specialty Standard Bore Military Valves



VS-1072



VS-1090

Turret style non-swivel valves, designed to meet requirements of military carriers.

Large Bore Service Tools



5260



5263



5267



5264



5268



5261



5265



5262




5266



8909-C

Dill #	Type	Features/Applications
5260	Large Bore Valve Tool Kit	Contains eight tools (5261 through 5268), packed in a handy pouch
5261	Hex Valve Cap Tool	Installs and removes hex type valve caps
5262	Valve Stem Refacer	Refaces valve mouth to provide perfect seat with cap
5263	Stem Rethreader (Inside)	Rethreads inner .307-32 threads
5264	Stem Reseater	Cleans valve seat for airtight seal with valve core
5265	Valve Core Tool	Quickly inserts and removes large bore cores
5266	Stem Rethreader	Rethreads outer .482-26 threads
5267	Valve Core Extractor	Removes cores with broken swivels, left-hand thread allows for easy removal
5268	Valve Cap Tool	For 8971 screwdriver type caps
8909-C	Large Bore Valve Fishing Tool	Aligns and holds large bore valve in position with valve hole while mounting tire, fits all valve hole sizes

Standard Bore Service Tools



Dill #	Type	Features/Applications
5170	Valve Core Wrench & Tire Deflator	Dual purpose tool, becomes tire deflator when screwed firmly over valve
5209	4-Way Valve Tool	Inserts and removes valve cores including cores with broken swivels, cleans and recuts threads on both inside and outside of valve.
5406	Core Inserter	Hexagonal, all metal, overall length 3" for positive finger tip control, nickel plated.
5407	Snap-in Valve Installation	Rugged tool handles any length valve snap-in valve in any size rim, screws over valve threads, quickly install snap-in valves by applying pulling pressure.
5407-AL	Snap-in Valve Installation	5407-AL is an aluminum version of the 5407 installation tool with a unique built-in valve core driver on the end of the handle.
5407-P	Snap-in Valve Installation	This is a plastic version of the 5407 installation tool with an internal metal bar to maintain strength and rigidity.
5411	Valve Core Screwdriver	Compact, sturdy tool with plastic handle, allows firm grip to insert and remove valve cores, measure 4.375" overall.
6108	Tube Deflator	Quickly deflates tubes by applying air pressure to side inlet with air chuck, pressure action siphons air from tube.
6108-D	Deflating Nozzle	Same as 6108 with additional deflator pin.
6129	Core Extractor	Easy out, left-handed thread easily removes core with broken swivel.
8909	Valve Fishing Tool	Aligns and holds valve in position with valve hole while mounting tire, fits all valve hole sizes.

Dill valve extensions provide the additional length necessary to inflate, deflate or gauge tires with valves hidden by decorative wheel covers. Available in nickel plated brass or nylon in various lengths.

Valve Extensions



Effective Length	Dill #	Material
1.00	346	Nickel Plated Brass
1.38	356	Nickel Plated Brass
2.19	350	Nickel Plated Brass
3.00	347	Nickel Plated Brass
3.00	331	Nickel Plated Brass
4.00	330	Nickel Plated Brass
4.40	341	Nickel Plated Brass
5.00	348	Nickel Plated Brass
6.00	349	Nickel Plated Brass
8.00	SK-1492	Nickel Plated Brass
10.00	317-10	Nickel Plated Brass
11.75	317-11.75	Nickel Plated Brass

Effective Length	Dill #	Material
0.75	6241M	Nickel Plated Brass
1.25	6241G	Nickel Plated Brass

Effective Length	Dill #	Material
0.55	685P	Nylon - Black
0.75	686P	Nylon - Black

Effective Length	Dill #	Material
7.00	9059-7	EPDM Reinforced Hose
9.00	9059-9	EPDM Reinforced Hose

Effective Length	Dill #	Material
0.50	6541-A	Nickel Plated: Grooved
0.50	6541-B	Brass
0.50	6541-N	Nickel Plated
0.50	6541-P	Chrome Plated

Valve Caps



Valve Caps for Light and Heavy Duty Vehicles



Dill #	TR #	Material	Features
627	VC8	Plastic	Black, No Gasket
629	VC2	Clear Plastic	Screwdriver Type
630A	VC3	Plastic	Black Dome Type
630N	VC2	Plastic	Gray Dome Type
632	VC3	Nickel-Plated Brass	Heavy Duty with Heat Resisting Gasket
643	VC2	Nickel-Plated Brass	Standard Screwdriver Type
655	VC3	Nickel-Plated Brass	Dome Type
658	VC3	Nickel-Plated Brass	Dome Skirted Type
697	-	Chrome	Hex Top For Wrench Tighening
692	VC3	Chrome	Heavy Duty

Dill #	Material	Features
885	O-Ring	Green Nitrogen component for tire valves
897	Plastic	Green Nitrogen component for tire valves

Valve Caps For Aircraft

Dill #	Picture	TR #	Material	Features
637		VC5	Brass	MS-20813-1, designed for wrench tightening, special sealing washer for 0-5000 psi and -65°F to 160°F temp. range
2114		VC9	Tin-plated brass	High pressure large bore, 0-250 psi operating pressures and -40°F to 250°F temperature range

Valve Caps for Off-Road Vehicles



Dill #	TR #	Material	Features
8971H	VC7	Brass	Large Bore hex type
2113A	VC9	Brass	Large Bore dome type for low clearance

Valve Cores



70-HV
LARGE BORE
VALVE CORE:
Opening Pressure:
35 psig
Cup Seal Material:
Viton



70-HT:
LARGE BORE
VALVE CORE:
Opening Pressure:
35 psig
Cup Seal Material:
Silicone



100-AA:
Opening Pressure:
60 psig
Cup Seal Material:
Nitrile



100-CS:
Opening Pressure:
40 psig
Cup Seal Material:
Neoprene



100-FX:
Opening Pressure:
130 psig
Cup Seal Material:
GFLT-Viton



100-GL:
Opening Pressure:
80 psig
Cup Seal Material:
GFLT-Viton



100-GP:
Opening Pressure:
10-50 psig
Cup Seal Material:
GFLT-Viton



100-GS:
Opening Pressure:
0-3 psig
Cup Seal Material:
Nitrile



100-HA:
Opening Pressure:
80 psig
Cup Seal Material:
Silicone



100-KK:
Opening Pressure:
4 -15 psig
Cup Seal Material:
GFLT-Viton



100-LG:
Opening Pressure:
40 psig
Cup Seal Material:
Neoprene



100-LH:
Opening Pressure:
40 psig
Cup Seal Material:
EPDM



100-LP:
Opening Pressure:
30 psig
Cup Seal Material:
Viton



100-LT
Opening Pressure:
30 psig
Cup Seal Material:
Hydrin



100-MKW:
Opening Pressure:
80 psig
Cup Seal Material:
Neoprene



100-SV
Opening Pressure:
80 psig
Cup Seal Material:
Viton



100-TP
Opening Pressure:
80 psig
Cup Seal Material:
Silicone



100-VB:
Opening Pressure:
30 psig
Cup Seal Material:
Viton



302-DL:
Opening Pressure:
80 psig
Cup Seal Material:
Neoprene



302-DN
Opening Pressure:
80 psig
Cup Seal Material:
Nitrile



302-DV:
Opening Pressure:
80 psig
Cup Seal Material:
Viton



402-AH:
Opening Pressure:
80 psig
Cup Seal Material:
Silicone

Valve Core Application Guide

Dill #	Application	Standards	Opening Pressure (psig)	Max. Working Pressure (psig)	Temp. Range (°F)	Cup Seal Mat'l	Comments/ Special Instructions
70-HT	Large Bore	TR C2,A-A-52611	35	450	-65 to 250	Silicone	0.13" pin travel
70-HV	Large Bore	TR C2	35	450	-20 to 250	Viton	0.13" pin travel
100-AA	Tank Valve	TR C1,A-A-52611	60	300	-40 to 225	Nitrile	A-A-52611 supercedes ZZ-V-25
100-CS	Refrigeration	OEM	40	500	-40 to 250	Neoprene	0.145" pin travel; R12, R22, R134a, R407a, R410a; control stop feature
100-FX	OBDII Diagnostic Port	OEM OBD II	130	100	-40 to 250	GFLT - Viton	0.07" pin travel; Gasoline and Flex Fuel applications
100-GL	Fuel Rail	OEM	80	300	-40 to 250	GFLT - Viton	Flex Fuel - methanol/gasoline
100-GP	Gas Pump	Pump Mfg.	10-50	300	-40 to 250	GFLT - Viton	Gasoline and Flex Fuel
100-GS	Low Pressure Drop	Compression Tester	0-3	300	-40 to 225	Nitrile	200 psig flow pressure
100-HA	Tire Valve	TR C1	80	300	-65 to 250	Silicone	Car, truck, and bus tire valve
100-KK	Tank Valve	None	4-15	300	-40 to 250	GFLT - Viton	Oil and Fuel resistant
100-LG	Refrigeration	SAE J639	40	500	-20 to 250	Neoprene	0.145" pin travel; R12, R22, R134a, R407a, R410a; control stop feature
100-LH	Refrigeration	SAE J639	40	500	-40 to 250	EPDM	0.145" pin travel; R134a
100-LP	Propane/Fuel	CGA 600	30	500	-40 to 250	Viton	0.145" pin travel
100-LT	Propane	UL147A,CGA 600	30	500	-20 to 200	Hydrin	0.145" pin travel
100-MKW	Refrigeration	ARI 720	80	700	-40 to 250	Neoprene	R12, R22, R134a, R407a, R410a; control stop feature
100-SV	Fuel Rail	OEM	80	300	-20 to 250	Viton	Oil and Gasoline resistant
100-TP	TPMS	TR C1	80	300	-65 to 250	Silicone	Car
100-VB	Mapp Gas	UL147A,CGA 600	30	400	-20 to 250	Viton	0.145" pin travel
302-DL	Refrigeration	ARI 720	80	2000	-20 to 200	Neoprene	High pressure refrigeration
302-DN	Strut Valve	AN-809	80	3000	-65 to 225	Nitrile	Oil resistant
302-DV	Oxygen	Portable Cylinders	80	2000	-30 to 250	Viton	Not cleaned for oxygen service
402-AH	Aircraft	TR C4,ISO 9475	80	550	-65 to 250	Silicone	FSN 2640-810-5861

Service Gauges

Dill #	Range	Comments
7212	20 -120 PSI	High Pressure Pencil Gauge
7213	10 - 50 PSI	1 PSI Increments
7229	1 - 20 PSI	1/2 PSI Increments



Dill #	Range	Comments
7230	5 - 45 PSI	Air Liquid Gauge




Dill #	Range	Comments
5600	10-75 PSI	Available in various colors or your company logo
5600-ST	10-75 PSI	Standard silver pencil gauge
5600-DILL	10-75 PSI	Dill logo pencil gauge
5600-E	10-75 PSI	Red pencil gauge
5600-B	10-75 PSI	Gold pencil gauge
5600-DL	10-75 PSI	Blue pencil gauge
5600-CJ	10-75 PSI	Green pencil gauge
5600-DM	10-75 PSI	Gray pencil gauge



Dill #	Range	Comments
5131B	English Increments of 1/32 & metric	Off-Road tread depth gauge
5123	Increments of 10millimeter	Tire tread depth gauge



5123



5131B



7277

Assorted Display Pack

Display Pack with gold, green, blue, gray and red gauges - two of each

Service Gauges

Application: Measure pressure for all tire and wheel configurations encountered by tire service personnel.

Dill #	Pressure Range	Increments	Bar	Comments
7125-H	10-150 psi	2 psi	Nylon	Straight Chuck with 30° reverse angle
7207-H	10-150 psi	2 psi	Nylon	Angled Chuck
7226-H	20-120 psi	2 psi	Nylon	Small diameter straight chuck
7233	10-150 psi	2 psi	Nylon	360° Swivel Chuck
7248	20-120 psi	2 psi	Nylon	Dual angle foot
7275	10-150 psi	2 psi	Metal	Angled Chuck
7275-R	10-150 psi	2 psi	Metal	Angled Chuck, Recalibration feature
7275-RB	10-150 psi	2 psi	Metal	25° Angled Chuck, Recalibration feature
7278	20-120 psi	2 psi	Nylon	Straight Chuck with 30° reverse angle
7285	10-150 psi	2 psi	Metal	Straight Chuck with 30° reverse angle
7285-E	10-150 psi	2 psi	Metal	External recalibration feature
7285-R	10-150 psi	2 psi	Metal	Straight Chuck, recalibration feature



7207-H



7226-H



7233



7248



7275-RB



7278



7285-E



7285-E
Screwdriver slot at bottom of indicator bar.

Air Chucks



6044



6045



6293



6293A



6293B



6293C



6293D

Dill #	Connection	Features
6044	1/4" NPT Female	Ball type fits standard bore valves
6045	1/4" NPT Male	Ball type fits standard bore valves
6293	1/4" NPT Female	Clip-on chuck: locks securely onto valve mouth; not flow-through
6293A	1/4" NPT Female	Clip for 6293 and 6293B chucks
6293B	1/4" NPT Female	Clip-on chuck: provides inflation and pressure gauging, flow-through
6293C	Barbed Hose fitting	Straight clip chuck for European type Tire Changers
6293D	1/4" NPT Female	Straight clip chuck for European type Tire Changers

Air Chucks



5114



7148




7150



8911



8914L



9038

Dill #	Type	Connection	Features
5114	Blow Gun	1/4" NPT Female	Blow gun per federal safety regulations; built-in restrictor and bypass ensures safety; pressure limited 30 psi or less (inlet 150 psi or less)
7148	Standard Bore	1/4" NPT Female	Flow-thru for Inflator gauges, inflates and gauges, lock-on feature
7150	Standard Bore	1/4" NPT Female	Lock-on coupler for air hose and air meters; not flow-thru; closed type chuck. Do Not Use with Inflator Gauges
8911L	Large Bore	1/4" NPT Female	Nut locks on valve when chuck is cocked on threads
8914L	Large Bore	1/4" NPT Female	Straight push-on lock-on chuck with 5.5" handle
8914LK	N/A	-	Replacement kit for 8911L and 8914L chucks (pin, washer, & nut)
9038	Large Bore	1/4" NPT Female	Clip-on chuck attaches to valve; pull sleeve back to release

6172



7245



6999L



Dill #	Type	Connection	Features
6172	Standard Bore	1/4" NPT Female	Angle chuck for inner dual wheels with tilted valves, 6" extension
6172NK	N/A	-	Replacement washer for 6172 and 6999 air chucks
6999	Standard Bore	1/4" NPT Female	Straight chuck, 6" extension length
6999L	Standard Bore	1/4" NPT Female	Straight chuck with lock-on feature
6999NK	N/A	-	Replacement washer for 6999L air chuck
7245	N/A	1/4" NPT Female	Right angle, services standard and large bore valves, 9" handle

Couplers



D-12



D-13



D-13R



D-13R-90



D-15



D-15C



D-16



D-17



D-17R



102



103



117



123



8888



8888-B

Dill #	Type	Thread	Schrader	Amflo	Camel	Milton	Tru-flate	Haltec
D-12	Tru-Flate	1/4" NPT Male	3503	C1	61-524	786	13-124	CO-101
D-13	Tru-Flate	1/4" NPT Female	3504	C2	61-523	785	13-134	CO-103
D-13R	Tru-Flate	1/4" NPT Female	3505	-	61-487	787	13-136	-
D-13R-90	Tru-Flate	1/4" NPT Female	3505-90	-	-	788	13-138	-
D-15	Tru-Flate	3/8" NPT Female	3516	C6	61-553	1805	13-613	CO-109
D-15C	Tru-Flate	1/4" NPT Female	3521	-	61-476	1803	13-610	-
D-16	Tru-Flate	1/2" NPT Male	3511	-	61-564	1816	13-704	-
D-17	Tru-Flate	1/2" NPT Female	3512	C10	61-563	1815	13-713	CO-111
D-17R	Tru-Flate	1/2" NPT Female	-	-	-	-	13-716	-
102	Industrial	1/4" NPT Female	5142-12	C20	61-573	715	13-235	CO-201
103	Industrial	1/4" NPT Male	-	-	61-574	714	13-224	-
117	Industrial	3/8" NPT Female	3541	C26	61-482	1835	13-537	CO-204
123	Lincoln	1/4" NPT Female	3528	C28	61-548	790	13-434	CO-701
8888 8888-B	ARO Interchange 8888-B brass version of 8888	1/4" NPT Female	3526	C38	61-526	775	13-324	CO-501

Nipples



D-0E



D-0F



D-2C



D-2E



D-2F



D-3C



D-3E



D-3F



D-6C



D-7C



D-7CR



D-7CRL



109



110



125



126



8889



8890



8891

Dill #	Type	Thread	Schrader	Amflo	Camel	Milton	Tru-flate	Haltec
D-0E	Tru-flate	1/4" NPT Male	3519	-	61-480	1809	12-602	-
D-0F	Tru-flate	3/8" NPT Male	3537	-	61-474	1819	12-702	-
D-2C	Tru-flate	1/4" NPT Male	3506	CP1	61-538	783	12-124	NI-102
D-2E	Tru-flate	3/8" NPT Male	3517	CP5	61-558	1807	12-605	NI-108
D-2F	Tru-flate	1/2" NPT Male	3513	CP9	61-568	1817	12-705	NI-112
D-3C	Tru-flate	1/4" NPT Female	3507	CP2	61-539	784	12-134	NI-104
D-3E	Tru-flate	3/8" NPT Female	3518	CP6	61-559	1808	12-612	NI-110
D-3F	Tru-flate	1/2" NPT Female	3514	-	61-569	1818	12-712	-
D-6C	Tru-flate	.307-32 Female	3508	CP12	-	779	12-104	NI-106
D-7C	Tru-flate	.485-26 Female	3509	-	61-543	780	12-106	-
D-7CR	Tru-flate	.485-26 Female 2.25"	3510	CP14	61-552	781	12-108	-
D-7CRL	Tru-flate	.485-26 Female 3.75"	-	-	-	-	12-110	-
109	Industrial	1/4" NPT Female	5139-11	CP20	61-579	728	12-235	NI-204
110	Industrial	1/4" NPT Male	5138-11	CP21	61-578	727	12-225	NI-202
125	Lincoln	1/4" NPT Female	3532	CP28	61-551	792	12-434	NI-704
126	Lincoln	1/4" NPT Male	3531	CP27	61-550	791	12-424	NI-702
8889	ARO Interchange	1/4" NPT Female	3530	CP38	61-529	778	12-335	NI-504
8890	ARO Interchange	1/8" NPT Male	-	-	-	-	-	-
8891	ARO Interchange	1/4" NPT Male	3529	CP37	61-528	777	12-325	NI-502

Aircraft Replacement Components and Pressure Gauges



8860A
Hose & Chuck Assembly
Fits 8885 Gauge
Length 18 Inches



8860R
Hose & Chuck Assembly
Fits 8844 Gauge
Length 18 Inches



8874-9
Copper Washer
Fits: 8874, 8875, 8876,
8921, 9043, 9044



8874-10
Washer
Fits: 8921,
8927, 9043



8874-12
Gauge Adapter
Fits: 8874, 8875
& 8876



8874-25
Bleeder Valve
Fits: 8874, 8875
& 8876



8874-22 Hose Assembly
Fits: 8874, 8875 and 8876



8921
Lock Chuck (Standard Bore)
T-Handle with .307-32
thread and 1/8 NPT
side hose connector.
Maximum operating
pressure of 3000 PSI



8927
Lock Chuck (Large Bore)
T-Handle with .485-26
thread and .375-24
side hose connector.
Maximum operating
pressure of 3000 PSI



9043
Lock Chuck (Standard Bore)
T-Handle with .307-32
thread and .375-24
side hose connector.
Maximum operating
pressure of 3000 PSI



9044
Lock Chuck (Standard Bore)
.307-32 thread and .375-24
side hose connector.
Maximum operating
pressure of 3000 PSI

Dial Gauges



8844-1
0-400 PSI & 0-2800 kPa
1/8 NPT Male
Thread For Mating
Replacement For:
8844 & 8844B



8874-28
0-400 PSI
1/4 NPT Male
Thread For Mating
Replacement For:
8874



8875-28
0-1500 PSI
1/8 NPT Male
Thread For Mating
Replacement For:
8875



8876-28
0-3000 PSI
1/4 NPT Female
Thread For Mating
Replacement For:
8876




8885L-1
0-200 PSI & 0-1400 kPa
1/8 NPT Female
Thread For Mating
Replacement For:
8885 & 8885-L



02500-DN-637
Used on the 8874, 8875
& 8876

Hydraulic Shock Strut Gauges

For aircraft tires and hydraulic shock struts. Inflates, deflates, and gauges. Screw type-locking chuck part number 9043, securely attaches to valve. Inflate through side inlet tank valve. Drain cock for bleeding pressures. Gauges are accurate to within 2%, -1%, -2% of total dial range. All gauges have recalibration screws to permit adjustments.



Extensions 331, 356 and 349 Packed With 8874

8885 Dial Range 0-200PSI (0-1400 kPa)
Length 18 inches



Aircraft Tire Pressure Gauges

8844: Dial Range 0-400 PSI (0-2800 kPa)
Length 18 inches



8844-B: Same as 8844 except packed with three extensions. Dill part numbers 347, 356 and 349



Checks accuracy of service and pencil gauges, dual foot chuck and retaining valve to hold pressure reading, accuracy to within $\pm 2\%$ of total dial reading.

Dial Tire Gauges



8810H (0-100 PSI)
(0-700 kPa)
1 PSI (10 kPa) Increments
Tractor Air/Liquid Gauge
Non-Corrosive 7 inch hose
with swivel chuck.



8810J (0-160 PSI)
(0-1100 kPa)
2 PSI (10 kPa) Increments
Dual chuck, 14" flexible
hose with straight chuck,
Non-Corrosive.



8939 (0-160 PSI)
(0-1100 kPa)
2 PSI (10 kPa) Increments
Racing Tire Gauge
7 inch hose with
swivel chuck

Recommended Aircraft Valve Cores:
402-AH & 70-HT

Replacement O-Rings:
448 (TR RG6) and 483 (TR RG30)

Aircraft Tire Valves



VS-743 VS-738 VS-770 VS-793 VS-802 VS-803 VS-817 VS-822 VS-827 VS-832

Aircraft Valve Cores



402-AH (TR C4) (MS-51377-4)
Opening Pressure: 80 psig
Cup Seal Material: Silicone



70-HT (TR C2)
Large Bore Valve Core
Opening Pressure: 35 psig
Cup Seal Material: Silicone

Dill No.	Tire & Rim No.	Threads	Bore Type	Eff. Length (Inches)	Material
VS-743	760	.3125-24	STANDARD BORE	0.56	BRASS
VS-793	762	.3125-24	STANDARD BORE	1.06	STAINLESS STEEL
VS-802	752	.3125-24	STANDARD BORE	0.88	STAINLESS STEEL
VS-803	753	.3125-24	STANDARD BORE	1.56	STAINLESS STEEL
VS-817	756	.500-20	STANDARD BORE	1.20	STAINLESS STEEL
VS-822	J780	.500-20	LARGE BORE	1.00	STAINLESS STEEL
VS-827	761	.500-20	STANDARD BORE	2.20	STAINLESS STEEL
VS-832	J781	.500-20	LARGE BORE	2.37	STAINLESS STEEL

Valve Caps



637 Cap (TR VC5)
Material: Painted Brass
MS-20813-1, designed for wrench tightening, special Sealing washer for 0-5000 psi and -65°F to 160°F temperature range.



2114 (TR VC9)
Material: Tin Plated Brass
High pressure large bore, 0-250 psi operating pressures and -40°F to 250°F temperature range

High Pressure Strut Valves

Manufactured to AN and MS specification, these valves are made of corrosion resistant alloy steel to withstand high pressures. Used in high pressure struts, hydraulic pressure accumulators, surge cylinders and high pressure pneumatic systems.

Please contact technical and sales support for other available aircraft valves and valve applications not mentioned.



302-DN
Opening Pressure: 80 psig
Cup Seal Material: Nitrile

Recommended for Strut Valves



9019-C
MS-28889-2
5,000 PSIG Max
Operating Pressure



8990C
AN-6287-1
3,000 PSI Max
Operating Pressure



SK-15171
AN-812-1
1,500 PSI Max
Operating Pressure



SK-2043C

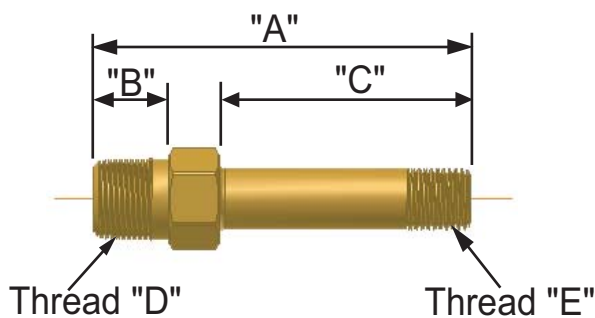
Tank Valves



Various Cap And Core Combinations Are Available

Tank valves are designed in several styles for use in inflating and gauging pressure tanks or compressed air chambers. They can be ordered complete with a variety of valve cores and caps. Standard valves are for use in various environments and in a wide range of operating temperatures and pressures; such conditions being dependent upon the valve core specified for a particular application. For other types or designs not shown, consult Dill Air Controls for technical assistance.

Dill Part Number	Finish	THREADS				
		"A"	"B"	"C"	"D"	"E"
02500	NICKEL PLATED	1.31	0.38	0.75	1/8-27 NPT	0.305-32
02516	BRASS	1.31	0.56	0.56	1/4-18 NPT	0.305-32
02526	NICKEL PLATED	0.88	0.34	0.41	1/16-27 NPT	0.305-32
02529	BRASS	1	0.44	0.44	1/4-18 NPT	0.305-32
02550	BRASS	1.06	0.38	0.50	1/8-27 NPT	0.4375-20 UNF-2A
SK-20420	NICKEL PLATED	0.91	0.38	0.39	1/8-27 NPT	0.305-32
SK-20422	STAINLESS STEEL	0.91	0.38	0.39	1/8-27 NPT	0.305-32



Recommended Valve Caps. For other available caps see page 9.



Warning:

Tank valves are designed for use with compressed air tanks. Valve must be securely threaded into tank wall or vessel. Read air tank manufacturer's cautions regarding maximum air pressure. Do not overfill the tank. Failure to follow these instructions and specifications exactly may result in personal injury and/or property damage.

Product Cross Reference Chart

Dill #	TR #	Schrader	Haltec	Page #	Dill #	TR #	Schrader	Haltec	Page #
CH-3D	CH3D			7	T-25-R	425	55-50	TV-425	2
CH8	CH8	6102	-	6	T-12-S	412	-	-	2
CH16	CH16	-	-	6	T-14-S	414	-	-	2
D-OE	-	3519	-	20	T-12-WZ	412	412	-	2
D-OF	-	3537	-	20	T-13-WZ	413	413	-	2
D-2C	-	3506	NI-102	20	T-14-WZ	414	414	-	2
D-2E	-	3517	NI-108	20	T-15-WZ	415	415	-	2
D-2F	-	3513	NI-112	20	T-18-WZ	418	418	-	2
D-3C	-	3507	NI-104	20	T-23-WZ	423	423	-	2
D-3E	-	3518	NI-110	20	T-25-WZ	425	425	-	2
D-3F	-	3514	-	20	T-12-WZS	412	-	-	2
D-6C	-	3508	NI-106	20	T-13-WZS	413	413SC	-	2
D-7C	-	3509	-	20	T-14-WZS	414	-	-	2
D-7CR	-	3510	-	20	T-18-WZS	418	418SC	-	2
D-7CRL	-	-	-	20	T-23-WZS	423	-	-	2
D-12	-	3503	CO-101	19	TR416	416	-	-	3
D-13	-	3504	CO-103	19	TR-575	575	5538	60 MS-27	3
D-13R	-	3505	-	19	V3-20-4	V3-20-4	1130	90-MS-27	5
D-13-R-90	-	3505-90	-	19	V3-20-5	V3-20-5	-	70-MS-27	5
D-15	-	3516	CO-109	19	V3-20-6	V3-20-6	1132	115 MS-27	5
D-15C	-	3521	-	19	V3-20-7	V3-20-7	1129	80MS-27	5
D-16	-	3511	-	19	VS-542	542	542	TV-542	5
D-17	-	3512	CO-111	19	VS-543	543	543	TV-543	5
D-17R	-	-	-	19	VS-543C	543C	543C	TV-543C	5
E-600-D	600HP	600HP	TV-600-HP	2	VS-543D	543D	543D	TV-543D	5
E-600-S	600HP	-	-	2	VS-543E	543E	543E	TV-543E	5
E-600-WZ	600HP	600HP	-	2	VS-544	544	544	TV-544	5
E-600-WZS	600HP	-	-	2	VS-544D	544D	544D	TV-544D	5
HN80	HN80	6103-2	-	6	VS-544E	-	-	-	5
J650R	J650-01	650-198	WH-300-J-650	8	VS-545D	545D	545D	-	5
J651R	J651	-	WH-46J651	8	VS-546B	-	-	-	5
J652R	J652	-	WH-46J652	8	VS-546D	546D	-	TV-546D	5
J653R	J653	-	WH-300J653	8	VS-546E	546E	-	TV-546E	5
J654R	J654	-	WH-49J654	8	VS-546G	546G	-	-	5
J655R	J655	-	WH-48J655	8	VS-546-G-36	546-36	-	TV-546-36	5
J656R	J656	-	WH-59J656	8	VS-547D	547D	-	TV-547D	5
J657R	J657	-	WH-300J657	8	VS-551	-	-	60-MS-27N	5
J658R	J658	-	WH-300K658		VS-552	552	-	-	4
J669R	J669-01	-	WH-300J669	8	VS-553	553	-	-	4
J670R	J670	670-198	WH-300J690	8	VS-553-C	553-C	-	-	4
J690R	J690	690	WH-330-J-690	8	VS-553-E	553-E	-	-	4
J691R	J691	691	WH-330-J-691B	8	VS-554-D	554-D	-	-	4
J692R	J692	-	WH-300J692	8	VS-555-D	555-D	-	-	4
J693R	J693	-	WH-330J693	8	VS-555-E	555-E	-	-	4
SK-1492	-	-	-	11	VS-570-R	570	570	TV-570	3
SK-15171	-	7607AH	-	23	VS-570WZA	570	570	TV-570	3
SK-20420	-	9166L8	-	24	VS-571-R	571	571	TV-571	3
SK-20422	-	-	-	24	VS-571-WZA	571	571	TV-571	3
SK-2043C	-	6116	-	23	VS-572-R	572	572	TV-572	3
SK-2924	-	-	-	5	VS-572-WZA	572	572	TV-572	3
SP8B	SP8B	6103	-	6	VS-573-R	573	573	TV-573	3
T-12-R	412	412R	TV-412	2	VS-573-WZA	573	573	TV-573	3
T-13-R	413	413R-50	TV-413	2	VS-574R	574	574	TV-574	3
T-14-R	414	414R-50	TV-414	2	VS-574-WZA	574	574	TV-574	3
T-15-R	415	54-50	TV-415	2	VS-714AR	618A	5880	TV-618A	7
T-18-R	418	418R-50	TV-418	2	VS-714-WZA	618A	5880	TV-618A	7
T-23-R	423	423R-50	TV-423	2	VS-714-WZD	618A	5880	TV-618A	7

Product Cross Reference Chart

Dill #	TR #	Schrader	Haltec	Page #	Dill #	TR #	Schrader	Haltec	Page #	Dill #	TR #	Schrader	Haltec	Page #
VS-714-P	618A	-	-	7	100-SV	-	-	-	13,14	993A	-	-	-	6
VS-738	-	-	-	23	100-TP	C1	-	-	1B, 3,14	02500	-	645E6	-	21,24
VS-743	760	-	-	23	100-VB	-	-	-	13,14	02516	-	-	-	24
VS-770	-	-	-	23	102	-	5142-12	CO-201	19	02526	-	-	-	24
VS-793	762	-	-	23	103	-	5141-12	-	19	02529	-	-	-	24
VS-802	752	-	-	23	109	-	5139-11	NI-204	20	02550	-	-	-	24
VS-803	753	-	-	23	110	-	5139-12	NI-202	20	1025	-	-	-	1-A
VS-817	756	-	-	23	117	-	3541	CO-204	19	1026	-	-	-	1-A
VS-822	J780	-	-	23	123	-	3528	CO-701	19	1027	-	-	-	1-A
VS-827	761	-	-	23	125	-	3532	NI-704	20	1028	-	-	-	1-A
VS-832	J781	-	-	23	126	-	3531	NI-702	20	1030K	-	-	-	1-B
VS-879-RW	510	510	-	5	226B	-	-	-	6	1040K	-	-	-	1-B
VS-902CR	416	3640-50	-	3	227	-	-	-	6	1046	-	-	-	1-A
VS-902K	-	-	-	4	265	HN15	-	451	7	1048	-	-	-	1-A
VS-902-W	416	-	-	4	301A	-	-	-	7	1049	-	-	-	1-A
VS-902WP	416	-	N-1600	4	302A	-	-	-	7	1050K	-	-	-	1-B
VS-902VL	-	1161	-	5	302-DL	-	-	-	13,14	1051	-	-	-	1-A
VS-903R	575	5538	-	3	302-DN	AN-809-1	9914A	-	13,14,23	1052	-	-	-	1-A
VS-911	417	5976A	TV-417	3	302-DV	-	-	-	13,14	1053	-	-	-	1-A
VS-921AR	621A	5584	TV-621A	7	317-10	-	-	-	11	1054	-	-	-	1-A
VS-922AR	622A	5883	TV-622A	7	317-11.75	-	-	-	11	1055	-	-	-	1-A
VS-923AR	623A	5881	TV-623A	7	330	-	4430	-	11	1056	-	-	-	1-A
VS-925	-	-	-	1-B	331	EXT-13	7381	-	11,22	1057	28981	-	-	1-A
VS-936RW	-	-	6008C	7	341	-	-	-	11	1058	28983	-	-	1-A
VS-936RZ	-	-	6008	7	346	-	-	-	11	1059	28982	-	-	1-A
VS-943	-	-	-	5	347	-	7381	-	11	1060K	20002	-	-	1-B
VS-944R	-	5991B-50	-	3	348	-	7382	-	11	1070K	20004	-	-	1-B
VS-944DW	-	-	-	3	349	-	7383	-	11,22	1080K	20003	-	-	1-B
VS-945	-	-	-	3	350	-	6284	-	11	1090K	-	-	-	1-B
VS-946-RW	509	509	TV-509	5	356	EXT-8	6358	-	11,22	1092	20037	-	-	1-B
VS-949-RW	511	511	TV-511	5	402-AH	C4	6035	-	13,14,23	1093	20038	-	-	1-B
VS-954	435	-	-	5	447	RG-7	-	G-166	7	1094	20039	-	-	1-B
VS-962C	-	-	-	4	452	RG-67	-	-	7	1095	20040	-	-	1-B
VS-962D	-	-	-	4	454	RG22	650-4	G-160	7	1096	20036	-	-	1-B
VS-977	SP2	650-197	H-41	7	457	RG66	2709-5	-	7	1097	20035	-	-	1-B
VS-977P	-	434	-	7	459	RG16	3593-6	-	7	1100K	20031	-	-	1-B
VS-1016AR	619A	-	-	7	462	RG12	595-13	-	6	1110K	20031	-	-	1-B
VS-1065	-	-	N-1000	6	462G	-	-	-	6	1120K	20031	-	-	1-B
VS-1072	-	-	-	8	462F	-	-	-	6	1130K	-	-	-	1-B
VS-1090	-	-	-	8	463	-	-	-	6	2000K	20031	-	-	1-B
VS-1218	430	6205	-	5	537	-	-	-	6	2010K	20010	-	-	1-B
VS-1223-WZ	-	-	-	3	575A	-	-	-	6	2020K	20015	-	-	1-B
VS-1223R	-	-	-	3	627	VC8	660V	A-100-VC-8	12,24	2030K	20013	-	-	1-B
VS-1229	-	-	-	5	629	VS3	-	-	-	2113A	VC9	-	-	12
100-AA	TRC1	8500TV	-	13,14	630A	VC3	1155	A-100-2	12,24	2114	VC9	1549	-	12,23
100-CS	-	-	-	13,14	630N	VC2	-	-	1B,12	5101	-	-	-	1-B
100-FX	-	-	-	13,14	632	VC3	440V	-	12	5102	-	-	-	1-B
100-GL	-	-	-	13,14	637	VC5	-	-	12,24	5105	-	-	-	1-A
100-GP	-	-	-	13,14	643	VC2	-	-	12,24	5114	-	-	-	18
100-GS	-	1566TV	-	13,14	655	VC3	7572V	A-100-VC3	12,24	5123	-	599B	-	15
100-HA	C1	5405V	-	13,14	658	VC3	-	-	12	5131B	-	-	-	15
100-KK	-	-	-	13,14	686P	-	3680C	-	11	5170	-	7657	-	10
100-LG	-	-	-	13,14	695-BW	-	-	-	24	5209	-	3522	-	10
100-LH	-	-	-	13,14	697	-	5998	-	12,24	5260	-	-	-	9
100-LP	-	-	-	13,14	801-HP	801HP	-	-	2	5261	-	-	-	9
100-LT	-	-	-	13,14	885	-	-	568-011G	12	5262	-	-	-	9
100-MKW	-	7344	-	13,14	897	-	-	A-100-VC-8G	12	5263	-	-	-	9

Product Cross Reference Chart

Dill #	TR #	Schrader	Syracuse	Haltec	Page #	Dill #	TR #	Schrader	Syracuse	Haltec	Page #
5264	-	-	-	-	9	7275-RB	-	-	-	-	16
5265	-	-	-	-	9	7277	-	-	211-DIS	-	16
5266	-	-	-	-	9	7278	-	-	1317-BK	-	16
5267	-	-	-	-	9	7285	-	7188L	1048T-BK	-	16
5268	-	-	-	-	9	7285E	-	-	-	-	16
5406	-	2688	-	-	10	7285-R	-	-	1048ADJ-SLPI	-	16
5407	-	992	-	-	10	8807	AD1	1758	-	-	7
5407-AL	-	-	-	-	10	8810H	-	-	-	-	22
5407-P	-	-	-	-	10	8810J	-	-	-	-	22
5411	-	-	-	-	10	8844	-	-	-	-	22
5414	-	-	-	-	1-B	8844-1	-	-	-	-	21
5600	-	7760	-	-	15	8844-B	-	-	-	-	22
5600-ST	-	-	-	-	15	8860A	-	-	-	-	21
5600-DILL	-	-	-	-	15	8860C	-	-	-	-	22
5600-E	-	-	-	-	15	8860R	-	-	-	-	21
5600-B	-	-	-	-	15	8874	-	4581KIT	-	-	22
5600-DL	-	-	-	-	15	8874-9	-	-	-	-	21
5600-CJ	-	-	-	-	15	8874-10	-	-	-	-	21
5600-DM	-	-	-	-	15	8874-12	-	-	-	-	21
6044	-	5499	-	-	17	8874-22	-	-	-	-	21
6045	-	5497	-	-	17	8874-25	-	-	-	-	21
6100	-	-	-	-	1-A	8874-28	-	-	-	-	21
6108	-	5262	-	-	10	8875	-	-	-	-	22
6108-D	-	-	-	-	10	8875-28	-	-	-	-	21
6129	-	-	-	-	9	8876	-	-	-	-	22
6172	-	8159B	-	-	18	8876-28	-	-	-	-	21
6172NK	-	-	-	-	18	8885	-	-	-	-	22
6293	-	6739	-	-	17	8885L-1	-	-	-	-	21
6293A	-	6529	-	-	17	8888	-	3526	-	CO-501	19
6393B	-	7000-6	-	-	17	8889	-	3530	-	NI-504	20
6293C	-	1137-6	-	-	17	8890	-	-	-	-	20
6293D	-	5570	-	-	17	8891	-	3529	-	NI-502	20
6489	CH1	9252	-	-	7	8909	-	991	-	-	10
6489A	CH3	5789	-	-	7	8909C	-	43615	-	-	9
6541-A	VC12	-	-	-	11	8911L	-	328	-	-	18
6541-B	VC12	-	-	-	11	8914L	-	377	-	-	18
6541-N	VC12	1126	-	-	11	8914LK	-	-	-	-	18
6541-P	VC12	-	-	-	11	8921	-	556	-	-	21
6999	-	-	-	-	18	8927	-	-	-	-	21
6999L	-	9994L	6568-BK	-	18	8939	-	-	-	-	22
6999NK	-	-	-	-	18	8971H	VC7	4659	-	A-149	12
70HT	-	6231	-	-	13,14	8990C	-	43615	-	-	23
7125-H	-	7188BH	1045-BK	-	16	9001	-	-	-	-	1-A
7148	-	-	-	-	18	9002	-	-	-	-	1-A
7150	-	5265	-	-	18	9003	-	-	-	-	1-A
7207-H	-	1250A	1031-BK	-	16	9005	-	-	-	-	1-A
7212	-	8100	965-BK	-	15	9007	-	-	-	-	1-A
7213	-	7760A	955-BK	-	15	9019-C	-	798	-	-	23
7226-H	-	4663	1086LB-BK	-	16	9038	-	4660A	-	-	18
7229	-	7765A	945-BK	-	15	9043	-	2755	-	-	21
7230	-	9350	120W-BK	-	15	9044	-	-	-	-	21
7233	-	5566	1085LB-BK	-	16	9059-7	-	1001-7	-	-	11
7245	-	1417	6585LB-BK	-	18	9059-9	-	1001-9	-	-	11
7248	-	8102A	1314-BK	-	16	9061	AD1	1451B	-	-	7
7275	-	7188BH	1038T-BK	-	16						
7275R	-	-	1038ADJ-SLPI	-	16						
7275-H	-	-	-	-	16						

Warranty and Disclaimer Statements

Warranty:

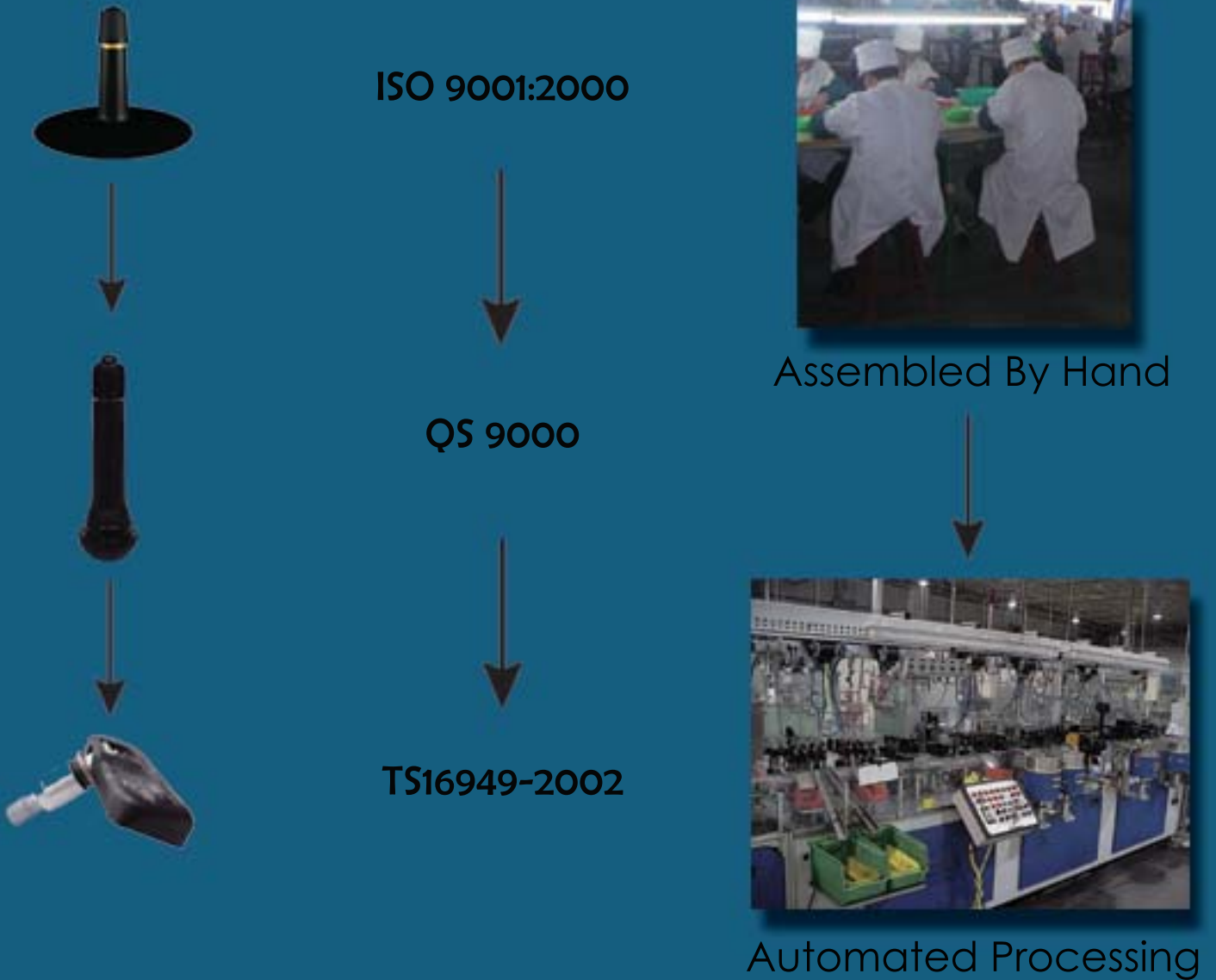
Dill Air Controls Products, 1500 Williamsboro Street, P.O. Box 159, Oxford, North Carolina 27565 disclaims all express and/or implied warranties, including the implied warranties of merchantability and fitness for all particular purpose. Dill Air Controls Products also disclaims liability for personal injury, property damage or consequential damages to the extent permitted by law. Dill Air Controls Products warrants it tire valves and tire valve hardware to be free from defects in materials or workmanship for 60 days from purchase. Within such 60-day period, Dill Air Controls Products will, at its option, either refund the purchase price of the defective product or replace the defective product. No returned good will be accepted unless authorized by Dill Air Controls Products. Requests for returns should be directed to the Marketing Manager or a Sales Correspondent.

Liability Disclaimer:

Dill Air Controls Products has made a sincere effort to describe and illustrate the products in this catalog accurately. However, illustrations, photos, and descriptions are for the sole purpose of identification and do not express or imply a warranty that the products are merchantable, or fit for a particular purpose, or that the products will conform to the illustrations or descriptions. No warranty or affirmation of fact, express or implied, is made by Dill Air Controls Products. Graphic illustrations are for decorative purposes only and are not intended to imply function or purpose or any promotional considerations for vehicles shown.



Leading Innovation In Fluid Control Since 1909



Dill *There is a difference!*